


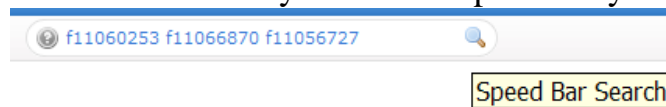


Matrix Search Tip

2 Ways to Search MLS #'s In Matrix

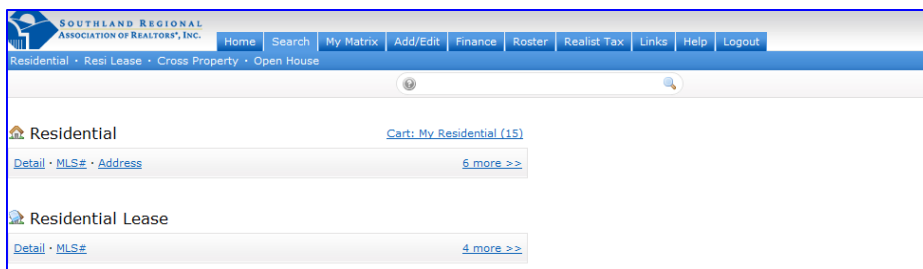
*** Speed Bar and Search Tab ***

1. In the speed bar at the top of your Matrix home page, you can type in an MLS # and hit the search symbol  or enter. Enter many MLS #'s separated by a space or a comma.



or

2. Click on Search, then click MLS # beneath the respective property type, i.e Residential or Residential Income, etc. If this option isn't visible, click on [more >>](#) to the right. Separate MLS #'s by commas...do not use any spaces in this format.



The Matrix System searches CARETS data that encompasses many MLSs and the MLS #'s differ by the alpha(s) preceding the numbers such as MRM-V10124525. In cases where there are alphas and numbers search by the numbers only. When there are alphas and numbers separated by a hyphen (-) only enter the alpha and numbers following the hyphen. For the above MLS #, you would enter: V10124525 not the MRM part.

Below are some examples of the different MLS's numbers and how to key them in:

Combined Los Angeles Westside CLAW listings - CLW-11500529 you key 11500529
Glendale/Pasadena iTech - iTC12147192 you key 12147192
SoCal MLS (Tempo) has a variety of Alphas - P766734 you key P766734

If you are experiencing difficulty searching by an MLS #, please contact the helpline at (818) 947-2202 or (661) 295-7117 or TechSupport@srar.com . We will be happy to assist you.

For more SRAR CRISNet / Matrix Tips, go to www.SRAR.com/Matrix .
Click "Training & Training Manuals" or "MLS Training Materials".